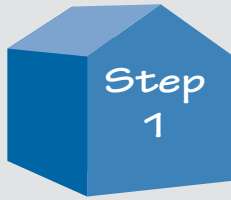




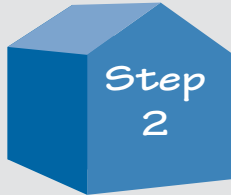
# The Foster Design-Build Process



## Initial Consultation

We meet with you to get a complete understanding of your project, vision and goals.


- Scope of work is determined, measured and "Before" photos taken
- Style and materials are discussed
- Ballpark budget is discussed
- Discuss Company History and Process



## Concept Design Presentation

We meet with you, in our Showroom, to review a conceptual design and 3-D rendering, budget and our Partner Plan, which outlines what you can expect throughout the Foster Process.

- Preliminary scope of project and budget presented and reviewed
- Partner Plan agreement is reviewed and executed
- 3-4% Design Fee required to move to next step



## Detailed Design and Budget Development

In this step we explore design options with regular feedback and refinements until you are completely satisfied with the design.

- Comprehensive survey of your home, site visit with Trades and Lead Paint test if needed
- Product selections are made in our Showroom
- Design and Budget refined based on your input - typically 2-4 meetings



## Final Design, Budget Review and Contract Signing

We will finalize your project drawings, product selections and budget.

- Minor refinements made to design
- Start and Completion dates are set
- Construction contract is signed



## Pre-Planning Process

At this stage, all the behind-the-scenes preparation takes place.

- Detailed Job Schedule is created
- Materials are ordered
- Labor and subcontractors are coordinated and scheduled
- Final construction plan details completed and building Permits are obtained



## Pre-Construction Meeting

You will be introduced to your Lead Carpenter and Production Manager, and you will receive a copy of your detailed job schedule.

- Daily start and stop times, communication protocols, key client dates (vacations, etc.), lockbox arrangements...an entire list of pre-construction items will be discussed.
- All client questions/concerns addressed before construction starts



## Construction

Your project begins on the scheduled start date.

- Your Lead Carpenter is your on-site manager of all activities, this allows for daily communication
- Site protection is installed
- Foster crew keeps disruptions to a minimum
- Routine site visits from the Production Manager keeps your job on schedule
- Project area is left "broom-clean" at the end of each day



## Finalize

Work is completed on time and on budget.

- Punch List is completed
- Final walk-thru with company President 2-4 weeks after project completion
- Warranty binder presented and reviewed
- Additional Punch-List created by company President if needed
- "After" photos taken